

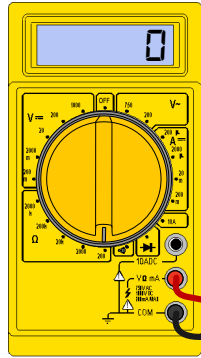
Razor Single Speed Controller with 4-Wire Throttle Test Procedure

Unplug throttle from controller before performing these tests.

Step 1

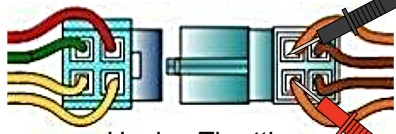
Test Resistance of Throttle's Orange Wires

Turn Multimeter Selector Knob to 20 Ohms



Reading should be 1 (Infinity) When Throttle Is Released and 0 or a Fluctuating Number When Throttle is Engaged.

Test Orange and Orange Wires

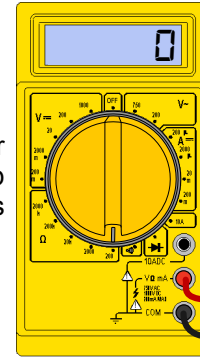


Unplug Throttle from Controller

Step 2

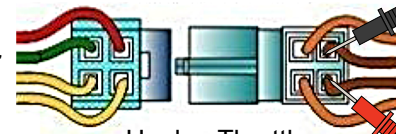
Test Resistance of Throttle's Brown Wires

Turn Multimeter Selector Knob to 20 Ohms



Reading should be 1 (Infinity) When Throttle Is Released and 0 or a Fluctuating Number When Throttle is Engaged.

Test Brown and Brown Wires



Unplug Throttle from Controller

If the resistance between both the two orange wires and the two brown wires changes from 1 (Infinity) to 0 (Zero) or a fluctuating number when the the throttle is engaged then the throttle has passed the test and is good.