

MOT-SD175FW 24 Volt 750 Watt Brush DC Motor

Operating Voltage: 24 Volts DC

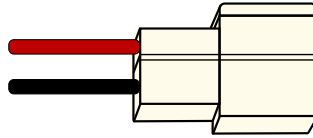
Rated Power: 750 Watts Continuous Duty

RPM: 2600

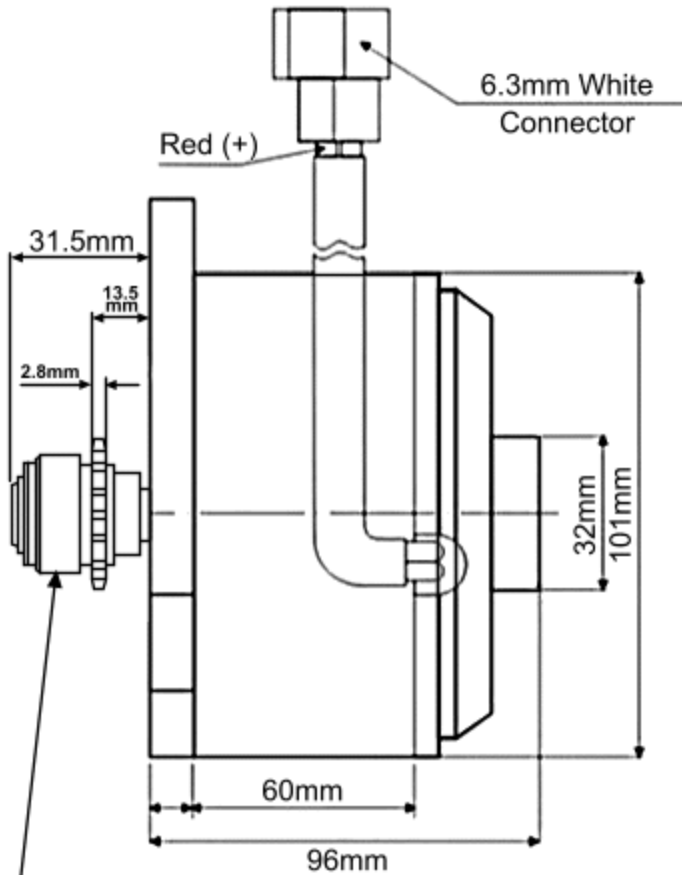
Power Wires: 2 (Red, Black)

Power Wire Terminals: Male 6.3mm White Connector Terminals

Motor Power Wires

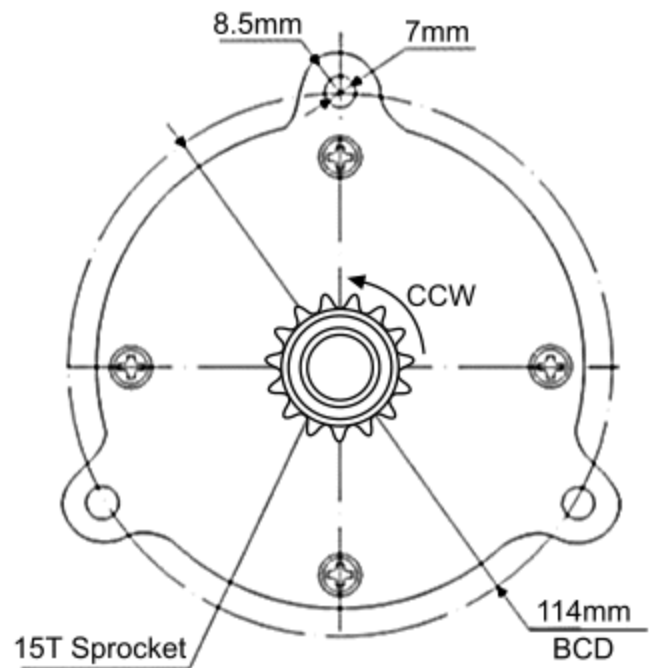


Red to Controller Positive
Black to Controller Negative
Connector: CNX-W6.3FH-2T



15T Sprocket with One-Way
Needle Roller Bearing

Sprocket Engages in
CCW Direction



This motor can only be used with its shaft spinning counterclockwise. If wired to spin clockwise the sprocket will not engage.