
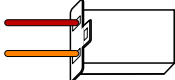
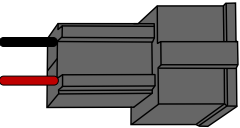
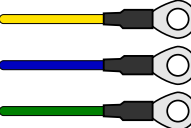
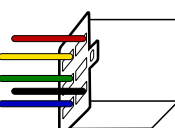
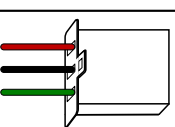
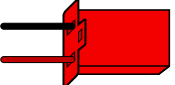
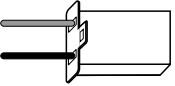
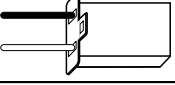

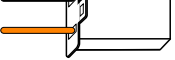


# SPD-481600BLDC 48 Volt DC 1500-1800 Watt Brushless DC Motor Controller



Battery Pack Compatibility: Works with 48 Volt Battery Packs  
 Motor Compatibility: Works with 1500-1800 Watt Brushless DC Motors  
 Current Limit: 40 Amps (40 Amps Maximum Current Output)  
 Low Voltage Protection: 37 Volts  
 Works with Sensored Brushless DC Motors with 120 Degree Phases  
 Factory Programmed to Rotate the Motor Shaft in the Clockwise Direction

Power Switch Wires		Red to Power Switch Contact Orange to Power Switch Contact
Input Power Wires		Black Wire to Battery Negative - Red Wire to Battery Positive +
Motor Phase Wires		Yellow to Yellow Motor Phase U Wire Blue to Blue Motor Phase V Wire Green to Green Motor Phase W Wire
Motor Hall Sensor Wires		Red to Red Motor Hall Wire +5V Black to Black Motor Hall Wire Negative Yellow to Yellow Motor Hall U Wire Green to Green Motor Hall V Wire Blue to Blue Motor Hall W Wire
Throttle Wires		Red +5 Volt Output Black Negative Green 1-4 Volt Signal Input
† Charger Port Wires		Black to Charger Port Negative Red to Charger Port Positive
†* Speed Limiter Wires		Gray to Speed Limiter Switch Contact Black to Speed Limiter Switch Contact
† Brake Switch Wires		Black to Brake Switch Contact White to Brake Switch Contact
† Brake Light Wires		White to Brake Light Negative Orange to Brake Light Positive
† Battery Indicator Wires		Black to Battery Indicator Negative Orange to Battery Indicator Positive

† Optional Connections: These wires do not need to be connected for the controller to operate.

\* When speed limiter wires are connected together the controller is in reduced power output mode.